
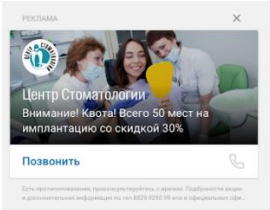
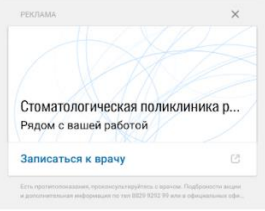
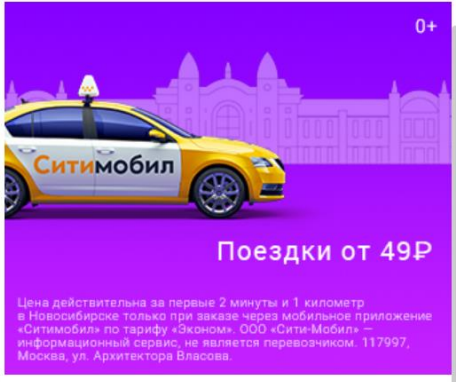


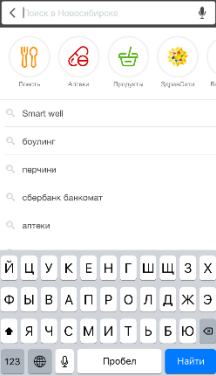


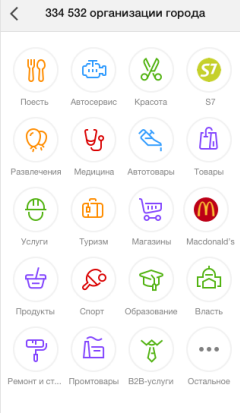
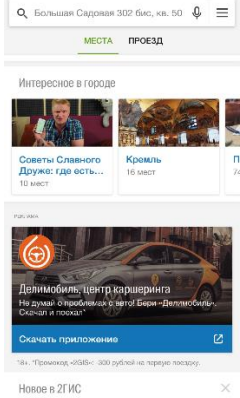
Materials Design Specifications for Placement in Urbi

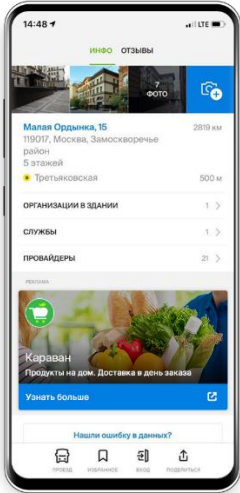
Placed Information Type	Specifications	Information Example	Position Description
GEO-CONTEXTUAL POSITIONS			
Comment on a company card	Maximum text length: 920 characters (including spaces and punctuation marks)		A comment allows explain to a client, how you are different from all your competitors. Placed without a category reference.
Advertising link in a company card (Online and Mobile)	Alias length (visible part of link) — maximum 20 characters. Total link length — maximum 1024 characters		A link to the external Internet source that contains information about the company, products, some special offer, etc. Placed under the link to your company's website, it can be a link to either certain pages, or other sources. Any link text is acceptable. Shown in all your categories. Placed without reference to the categories.
Branded advertising link	Alias length (visible part of link) — maximum 20 characters. Total link length — maximum 1024 characters		Branded link to the external Internet source that contains information about the company, products, some special offer, etc.
Classifieds in the search results (up to 5 categories)	Text length: 70 characters (including spaces and punctuation marks) Map advertisement — 36 characters		Advertisement in the search results — text block that accentuates attention on the presence of a comment in the company card. The advertisement, in particular, shows a client that you have a certain offer worth to have a look at.
Company advertisement in the partners' cards	A button opening the list of partners — maximum 30 characters. Branded advertising link		Allows the advertiser tell a broad audience about its product offers, service offers, and specify the companies, where one can buy the product/order a service.
Company advertisement in partners' cards Premium	A button opening the list of partners — maximum 30 characters. Branded advertising link Call2Action button3 in the partner's profile		Allows the advertiser to tell a broad audience about its product offers, service offers, and specify the companies, where one can buy the product/order a service.
Priority in a category of the first level			Priority in a category allows placing an advertisement and, therefore, all advertising information above the general alphabetic list of non-advertisers in the selected by the advertiser category. The advertiser's company will be seen among the first after opening such category! Priority is especially efficient in the case when a category contains a big number of companies, and the company's name starts with one of the last letters of alphabet. The higher priority level, the higher your company is in the list. Distribution in the general alphabetic list within the priority is carried out in alphabetical order from highest to lowest.
Priority in a category of the second level			Priority in a category allows placing an advertisement and, therefore, all advertising information above the general alphabetic list of non-advertisers in the selected by the advertiser category. The advertiser's company will be seen among the first after opening such category! Priority is especially efficient in the case when a category contains a big number of companies, and the company's name starts with one of the last letters of alphabet. The higher priority level, the higher your company is in the list. Distribution in the general alphabetic list within the priority is carried out in alphabetical order from highest to lowest.
Priority in a category of the third level			Priority in a category allows placing an advertisement and, therefore, all advertising information above the general alphabetic list of non-advertisers in the selected by the advertiser category. The advertiser's company will be seen among the first after opening such category! Priority is especially efficient in the case when a category contains a big number of companies, and the company's name starts with one of the last letters of alphabet. The higher priority level, the higher your company is in the list. Distribution in the general

			alphabetic list within the priority is carried out in alphabetical order from highest to lowest.
Priority in a category of the fourth level			Priority in a category allows placing an advertisement and, therefore, all advertising information above the general alphabetic list of non-advertisers in the selected by the advertiser category. The advertiser's company will be seen among the first after opening such category! Priority is especially efficient in the case when a category contains a big number of companies, and the company's name starts with one of the last letters of alphabet. The higher priority level, the higher your company is in the list. Distribution in the general alphabetic list within the priority is carried out in alphabetical order from highest to lowest.
MEDIA ADVERTISING			
Banner in the search results (online version)	<p>Size: 320 per 50 pixels Format: HTML5 File size: maximum 950 kB Maximum 2 frames (the third frame is used strictly for the information necessary for placement in the advertising material in accordance with the current legislation)</p>		Located in the special dedicated area in the left bottom screen corner upon selection of a category on urbi.ae. Due to technological reasons, the position is not displayed on the Internet site urbi.ae in case of accessing the Internet via mobile phone, smartphone.
Banner in the search results (mobile version)	<p>Logo Size: 168 per 168 pixels. Circular area size should be minimum 200 per 200 pixels. Attention! This is the size of the circle, in which an image should fit, not a square area Format: png, jpeg, animation is not allowed File size: maximum 10 MB</p> <p>Advertisement in the search results Maximum text length — 70 characters</p> <p>Action button</p>		Banner in the mobile version — a part of the search results, it is fixed on the 4 th position in a category, and it is not influenced by geolocation and filters, therefore, the user will be offered to see the company in whichever possible situation of work with the Urbi mobile application

	<p>Text — maximum 28 characters. Advertising link— maximum 1024 characters</p> <p>Background image Size: minimum 800 per 400 pixels, maximum 2000 per 1000 pixels Format: png, jpg, jpeg.</p>		
<p>Smart-banner</p>	<p>Format: png, HTML5. Size: 336 per 280 pixels. File size: maximum 950 kB Colours: 256, indexed/24 bit. Transparency: not allowed. Resolution for layout preparation: 72 dpi. Animation: acceptable.</p>		<p>Displayed in vacant spots on the Search results page. It is placed without link to the categories. Due to technological reasons, the position is not displayed on the Internet site urbi.ae in case of accessing the Internet via mobile phone, smartphone.</p>
<p>Banner on the start-up page</p>	<p>Format: png, HTML5. Size: 336 per 280 pixels. File size: maximum 950 kB Colours: 256, indexed/24 bit. Transparency: not allowed. Resolution for layout preparation: 72 dpi. Animation: acceptable.</p>		<p>Displayed to all users upon entering urbi.ae. It is placed without link to the categories. Due to technological reasons, the position is not displayed on the Internet site urbi.ae in case of accessing the Internet via mobile phone, smartphone.</p>
<p>Banner on the start-up page (with video)</p>	<p>The position includes 3 pieces of advertising materials</p> <p>1. Startup screen Format: PNG-24. Size: 336 per 280 pixels Resulting size: 460 per 160 pixels. Animation is not allowed</p> <p>2. Advertising material in video form Size: 640 per 480 pixels (4:3) Video formats:</p>		<p>Displayed to all users upon entering urbi.ae. It is placed without link to the categories. Upon clicking the launch screen, an advertising material in video form is opened. After the video is played, the final screen is opened. The user can click through the screen or close the position. Due to technological reasons, the position is not displayed on the Internet site urbi.ae in case of accessing the Internet via mobile phone, smartphone.</p>

	<p>mp4. Codecs: avc1.42E01E, mp4a.40.2 webm. Codecs: vp8, vorbis ogg. Codecs: theora, vorbis Frame frequency (FPS): 30 Maximum file size: 2–3 MB Audio bit rate: 80–100 kbit/s Volume level: maximum 30 dB Overall bit rate: 480–590 kbit/s Length — maximum 30 seconds</p> <p>3. Final screen Format: PNG-24. Size: 640 per 480 pixels. External link activated by clicking the last slide: the link can contain a UTM parameter* (the same link is used as the "link", on the video management board)</p>		
<p>Logo on the dashboard</p>	<p>Vector images in pdf format for iOS, svg for Android. Artboard size — 400×400 pixels, inner space of 10 pixels along the perimeter on each side. Logo size — maximum 380×380 pixels. If the logo background should not be white, the logo must be round. By default, the logo background in the directory is always white. The use of opaque square background will lead to incorrect display of the logo in the product.</p>		<p>Logo on the dashboard allows for throwing image advertising campaigns with wide coverage for large brands and industrial leaders.</p>
<p>Logo in the list of categories list (4th position), logo in the list of categories (12th position)</p>	<p>Vector images in pdf format for iOS, svg for Android. Artboard size — 400×400 pixels, inner space of 10 pixels along the perimeter on each side. Logo size — maximum 380×380 pixels. If the logo background should not be white, the logo must be round. By default, the logo background in the directory is always white. The use of opaque square background will lead to incorrect display of the logo in the product.</p>		<p>Advertising module in the list of categories allows for throwing image advertising campaigns with wide coverage for large brands and industrial leaders.</p>

			
<p>Banner on the dashboard (mobile version)</p>	<p>Logo Size: 168×168 pixels. Format: png, jpg, animation is not allowed. File size: maximum 10 MB. Circular area size should be minimum 200 per 200 pixels. Attention: this is the size of the circle, in which an image should fit, not a square area.</p> <p>Background image Size: minimum 800×400 pixels, maximum 2000×1000 pixels. Maximum 10 MB. Format: png, jpg, jpeg.</p> <p>Advertisement text Text — maximum 70 characters.</p> <p>Action button Text — maximum 28 characters. Advertising link— maximum 1024 characters. Phone — 11 digits, starting with +7, no spaces and hyphens, or a short number of 3 or 4 digits.</p>		<p>Banner on the dashboard — a media position in the mobile app. During the app's loading, it is located at the dashboard in the second screen slide after the icons and the interesting places in the city category.</p>

<p>Billboard on Buildings</p>	<p>Logo Size: 200 per 200 pixels. Acceptable sizes are 132 per 132 — 3000 per 3000 pixels. Attention! This is the size of the circle, in which an image should fit, not a square area. Format: png, jpg, jpeg, animation is not allowed File size: maximum 10 MB</p> <p>Advertisement Maximum text length — 70 characters</p> <p>Action button Text — maximum 28 characters. Advertising link— maximum 1024 characters</p> <p>Background image Size: minimum 800 per 400 pixels, maximum 2000 per 1000 pixels Format: png, jpg, jpeg.</p>		<p>Billboard on Buildings — a media position in the mobile app. Displayed upon clicking on the geobject card.</p>
-------------------------------	--	--	---

Showcase

Title* — maximum 200 characters
Price* — maximum 20 characters, digits and separating characters only. Currency will be added at the moment of publication depending on the company's location
Category — maximum 250 characters
Description — maximum 500 characters
Advertising link— maximum 1024 characters. Cyrillic links are allowed

Product or service image.

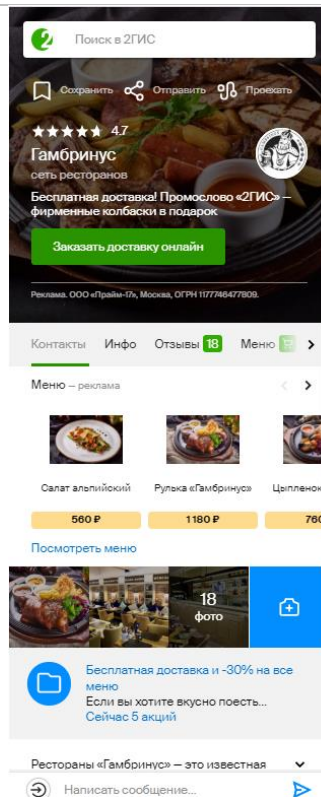
jpeg or png format

Maximum size — 5000 pixels on the largest side

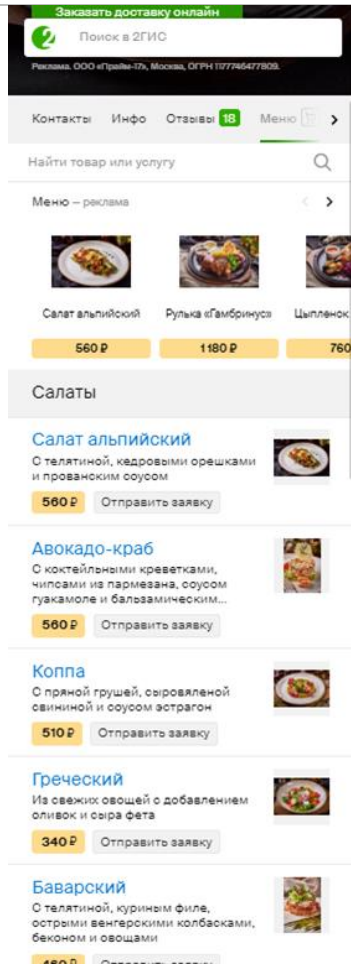
Recommended size — minimum 600 pixels on the smallest side


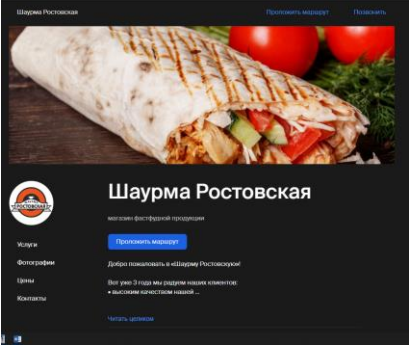

Minimum size — 300 pixels on both sides

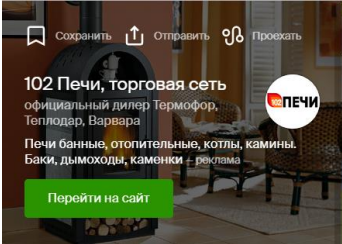
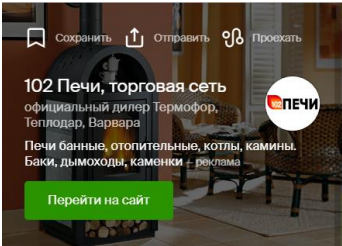
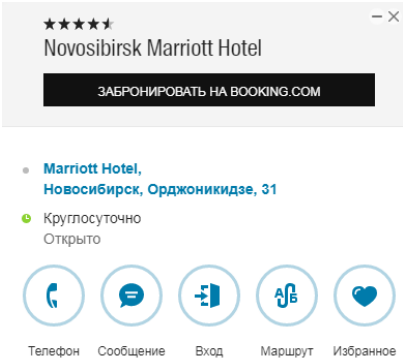
**Information mandatory for filling in*

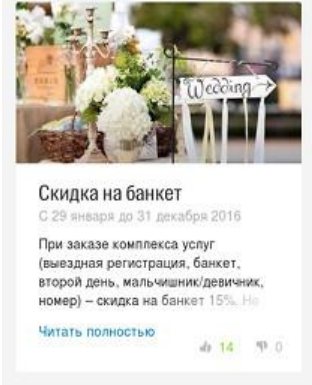
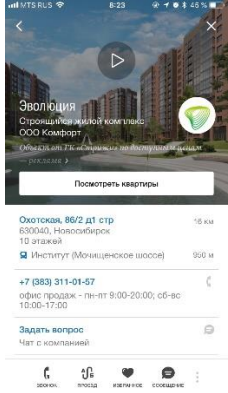


Showcase — an advertising position that is displayed in the company card in the online and mobile versions of Urbi. This advertising position allows companies place their advertising catalog with products or services right in the company card.



		 <p>Салат альпийский Салаты</p> <p>560 Р</p> <p>Отправить заявку</p> <p>С телятиной, кедровыми орешками и прованским соусом</p> <p>Цены предоставлены владельцем фирмы и могут отличаться</p>	
<p>Microsite²</p>	<p>Microsite Skin Size: min 1120 × 400 px Format: png-24, no transparency, no animation About company Max. length: 920 characters (incl. spaces and punctuation marks) Photos Allowed formats: jpg, png. Proportions: pictures cannot exceed 1:5 by any side. Min. picture side (height or width) — 600px, max. picture side — 7000px Max. file size: 10Mb</p>		<p>A microsite allows an agent to create a web page for a client and to open it for public access in the agent's domain online. The client can manually edit information on the page (incl. changing the domain name, changing the action button's color scheme, changing the "Contact" button link, changing the "Call" button phone numbers, changing directions to the company linked to the "Build a route" button, changing the page microsite skin, changing the company description, adding pictures to the page or the free storefront, and enabling/disabling reviews, photos, and contacts sections).</p>
SPECIAL OFFERS			
<p>Logos on the map, Additional logo on the map</p>	<p>Sizes:</p> <ul style="list-style-type: none"> • 24 per 24 pixels; • 36 per 36 pixels; • 48 per 48 pixels; • 60 per 60 pixels; • 72 per 72 pixels; • 84 per 84 pixels; • 96 per 96 pixels, <p>with white contour and protective interval of 1 pixel on each side, the logo must be fit into a circle.</p> <p>Format: png.</p>		<p>Stylised logo of the advertising company placed on the city map on the building, where the company's office is located. Upon pointing at the logo or on the map by default (if there is any space), the advertiser's advertising material is displayed (the company's name). The branch card is opened upon clicking the logo.</p> <p>Displayed on the map upon any user's request, or even during simple map browsing, which provides wide audience coverage for the advertiser.</p> <p>Logos visibility on the map depends on the user's zoom level on the map, as well as the angle of a building view (in case with PC and mobile versions), and a series of other factors.</p> <p>If there are two logos in one building on the map — advertising and non-advertising — the priority will be given to the advertising logo.</p> <p>It is placed without link to the categories.</p>

	Text — 25 characters, 1 line. Text — the name of the advertiser without a generic word and quotation marks (Mokriy Nos) Advertisement on the map — 36 characters		1 entrance can have only 1 logo attached to it.
Logo (mobile and online version) as a part of branding of company card or branding of company card with video	Size: 168 per 168 pixels. Circular area size should be minimum 200 per 200 pixels. Attention! This is the size of the circle, in which an image should fit, not a square area Format: png, jpeg, animation is not allowed File size: maximum 25 MB		Company logo — image graphic advertising position in the advertiser's card, which increases the advertiser's recognisability. Consists of the company logo and a background, on which the logo is placed. It is visible both on the closed and opened company card. When the company card is opened, it is placed in its top part.
Call2Action button (mobile and online version) as a part of branding of company card or branding of company card with video	Text — maximum 28 characters. Advertising link— maximum 1024 characters.		Action button — branding component, an interactive button calling for action in the advertised company's profile.
Action button in partners' cards ² (online, mobile version)	Text — maximum 28 characters. Advertising link— maximum 1024 characters. Phone number — 11 digits, or a short number of 3 or 4 digits.		Action button — an interactive button calling for action in the partners' profiles. Clicklink on it opens a list of partners with supporting information on the partners.
Discounts as a part of branding of company card	Text — maximum 400 characters. Image: maximum file size 5 MB, size minimum 600 per 312 pixels		Information on a discount or a special price from the company. Consists of text and image.

<p>or branding of company card with video</p>			
<p>Video material as a part of branding of company card with video¹</p>	<p>Video material Format: avi, mp4, mpeg, mpg, mov, webm, wmv. Video width: minimum 640 pixels. Maximum size: 192 MB. Length: maximum 2 minutes. Vertical videos are not allowed</p> <p>Thumbnail Format: jpeg Image width minimum 750 pixels</p>		<p>Video can help you tell about your advantages and show them off. While video is played, an action button is displayed, and the user can transfer to your website at any moment of watching it.</p>
ADVERTISING POSITIONS PLACED ACCORDING TO IMPRESSIONS			
<p>Logo on the map in the Navigator</p>	<p>Logo 200×200 pixels. Attention! 200×200 is the size of the circle, in which an image should fit, not a square area. Format: svg.</p> <p>Company name on the map Text: 25 characters. Only placement of the company name is allowed, no quotation marks or expansion. Upper case letters are allowed only if there are documents for the title with the</p>		<p>Logo on the map in the navigator is placed on the Urbi navigator's map in the actual location of the company. Click on the logo opens the advertiser's banner with more detailed information (action button and an option to create a route to the client's branch office).</p>

upper case letters. Exception: abbreviation.

Advertisement text on the map

Text: 36 characters.

Name, expansion, and contact information are not allowed to be specified.

Short advertising message or discounts/offers are allowed for placement. The message can duplicate the advertisement's text.

Banner opened by clicking the logo on the map in the navigator

Logo

200×200 pixels.

Attention! 200×200 — is the size of the circle, in which an image should fit, not a square area.

Format: svg.

Advertisement: text — 70 characters

Action button: button name — 18 characters. Action — click through or a call.

Click through to the company's card is not allowed.

Drive by button: always with "Drive by" text, creates a route to the company branch upon clicking.

Colour or image. Background image is preferable.

Image size: minimum 800×400 pixels, maximum 2000×1000 pixels.

Format: png, jpg, jpeg, maximum 10 MB.

If a coloured background is used, only the following colours are allowed to use:

#330000

#331E00

#323301

#023300

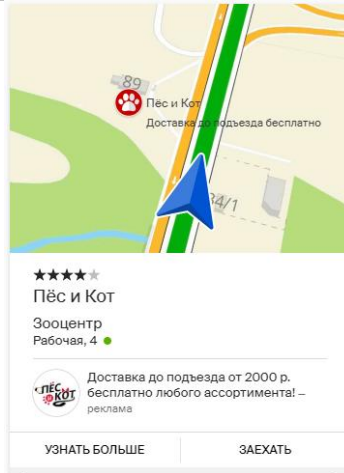
#003333


#0E1A2E

#050033

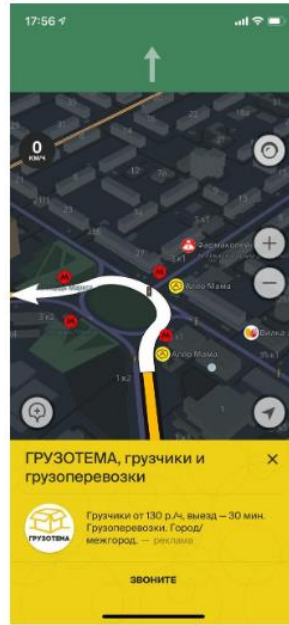
#1E0033


#330033




<p>Billboard</p>	<p>Billboard Billboard sign is a component of the navigator's design interface. Changing the billboard's design is not allowed.</p>  <p>Company logo (or icon) Format: .svg, .cdr, .ai, .eps Text is not allowed, only company logo or its simplified version</p> <p>Banner opening by clicking the mark Advertisement: headline — 40 characters, text — 70 characters Button: name — 18 characters, action — click through or a call. Click through to the company's card is not allowed. Company logo Size: 200 per 200 pixels. Circular area size should be minimum 200 per 200 pixels. Attention! This is the size of the circle, in which an image should fit, not a square area Format: png, jpeg, animation is not allowed File size: maximum 25 MB</p> <p>Background image for an open banner Colour or image. Background image is preferable. Image size: minimum 800×400 pixels, maximum 2000×1000 pixels. Format: png, jpg, jpeg, maximum 10 MB. If a coloured background is used, only the following colours are allowed to use: #330000 #331E00 #323301 #023300 #003333 #0E1A2E</p>		<p>Billboard in the navigator — advertising mark in form of a street billboard picture on the map bearing a company logo or offer icon. Billboard is not attached to the actual address of the company. It attracts potential clients near it. The instrument is suitable for an advertising campaign throughout the city, or for offsetting from the competitors.</p>
------------------	---	--	--

#050033
#1E0033
#330033



<p>Zero-speed takeover</p>	<p>Advertisement: headline — 40 characters, text — 70 characters</p> <p>Button: name — 18 characters, action — click through or a call. Click through to the company's card is not allowed.</p> <p>Company logo Size: 200 per 200 pixels. Circular area size should be minimum 200 per 200 pixels. Attention! This is the size of the circle, in which an image should fit, not a square area Format: png, jpeg, animation is not allowed File size: maximum 25 MB</p> <p>Background image Colour or image. Background image is preferable. Image size: minimum 800×400 pixels, maximum 2000×1000 pixels. Format: png, jpg, jpeg, maximum 10 MB. If a coloured background is used, only the following colours are allowed to use: #330000 #331E00 #323301 #023300 #003333 #0E1A2E #050033 #1E0033 #330033</p>		<p>Banner during a stop — advertising block displayed in the bottom of the navigator screen, when the car stops for sufficient for a demonstration time. Includes company logo and advertisement.</p> <p>Clicking the short advertising block opens full advertising block of a following size: minimum 800 per 400 pixels, maximum 2000 per 1000 pixels (the advertisement block's width for a mobile device will correspond with the mobile device's screen width). Expanded block includes company logo, detailed advertising text with a headline, and the action button.</p>
----------------------------	---	--	---

			
<p>Advertising banner in walking routes</p>			
<p>Media banner</p>	<p>Logo Size: 168×168 pixels. Format: png, jpg, animation is not allowed. File size: maximum 10 MB. Circular area size should be minimum 200 per 200 pixels. Attention: this is the size of the circle, in which an image should fit, not a square area.</p> <p>Background image Size: minimum 800×400 pixels, maximum 2000×1000 pixels. Maximum 10 MB. Format: png, jpg, jpeg.</p> <p>Advertisement text Text — maximum 70 characters.</p> <p>Action button</p>		

	Text — maximum 28 characters. Advertising link— maximum 1024 characters. Phone — 11 digits, starting with +7, no spaces and hyphens, or a short number of 3 or 4 digits.		
*The customer has the right to turn on a UTM parameter in order to collect the statistics on the website hits. Website hits statistics collection shall be carried out at the customer's sole discretion.			

Specifications for HTML5 banner

1. Banner in the form of a locally published zip archive should be prepared in Google Web Designer program with the use of templates. Then you will have to convert the received archive with the converter at <http://bannerbuilder.docomoz.com/converter.php>.
2. The received HTML5 file with the size of maximum 950 kB is passing a check-up and further placement.
3. Form of the link to click through:
 - The layouts placed on the Urbi website shall have a prefix to the page URL: %%CLICK_URL_ESC%%.
4. The layout should use the polite-load method, and the starting scene of the layout should be used as a thumbnail. Useful information must be placed on the preloader itself.
5. Acceptable layout animation length — 10, 20 or 40 s.
6. A banner should correspond with the regulations on the users' personal information protection, in particular, the use of SharedObject and LocalConnection is not allowed, microphone and video camera access is not allowed, access to the system clipboard is not allowed (System.setClipboard), banner's code must be open (obfuscation is not allowed).

Please, take note: in cases when a banner is prepared in other programs, **the resulting file should be only one**. All the images must be integrated into HTML5 banner in binary code with base64 coding.

¹The Provider is entitled to convert video materials (change the format) provided by the customer under the concluded between the parties Order form without prior agreement with the customer. The Provider is entitled to carry out necessary routine preventive maintenance and repairs, but maximum for 3.5 hours per accounting month.

²The Self-Building Website optional service is provided to clients excluding those that have signed the contract for advertising for companies from the directory categories specified in Application 1.